

2020-21 Texas Academic Performance Report (TAPR)

District Name: HURST-EULESS-BEDFORD ISD

Campus Name: TARRANT CO J J A E P

Campus Number: 220916007

2021 Accountability Rating: Not Rated

This page is intentionally blank.

Texas Education Agency
2018-19 STAAR Performance (TAPR)
TARRANT CO J J A E P (220916007) - HURST-EULESS-BEDFORD ISD - TARRANT COUNTY

This campus is not rated on STAAR Performance (TAPR).

This campus is not rated on Progress (TAPR).

Texas Education Agency
2020-21 STAAR Participation (TAPR)
TARRANT CO J J A E P (220916007) - HURST-EULESS-BEDFORD ISD - TARRANT COUNTY

This campus is not rated on STAAR Participation (TAPR).





Texas Education Agency
 2020-21 Attendance, Graduation, and Dropout Rates (TAPR)
 TARRANT CO J J A E P (220916007) - HURST-EULESS-BEDFORD ISD - TARRANT COUNTY

	State	District	Campus	African American	Hispanic	White	American Indian	Asian	Pacific Islander	Two or More Races	Special Ed	Econ Disadv	EB/EL
Attendance Rate													
2019-20	98.3%	99.0%	93.7%	*	*	*	-	*	*	*	-	*	*
2018-19	95.4%	96.6%	*	*	*	*	-	-	*	*	-	*	*
Chronic Absenteeism													
2019-20	6.7%	3.9%	28.6%	*	12.5%	42.9%	-	*	*	*	-	33.3%	*
2018-19	11.4%	7.3%	61.5%	*	*	80.0%	-	-	*	*	-	66.7%	*
Annual Dropout Rate (Gr 7-8)													
2019-20													

Rate

Texas Education Agency
 2020-21 Attendance, Graduation, and Dropout Rates (TAPR)
 TARRANT CO J J A E P (220916007) - HURST-EULESS-BEDFORD ISD - TARRANT COUNTY

State	District	Campus	African American	Hispanic	White	American Indian	Asian	Hispanic/Latino	Black	Other
535.82	27.36	0.43	re B*	d 1 J 1 j	d 0 J C					







There is no data for this campus.

Texas Education Agency
 2020-21 Student Information (TAPR)
 TARRANT CO J J A E P (220916007) - HURST-EULESS-BEDFORD ISD - TARRANT COUNTY

Student Information	Membership				Enrollment			
	Campus		District	State	Campus		District	State
	Count	Percent			Count	Percent		
Total Students	2	100.0%	22,884	5,359,040	2	100.0%	22,962	5,371,586
Students by Grade:								
Early Childhood Education	0	0.0%	0.4%	0.3%	0	0.0%	0.7%	0.4%
Pre-Kindergarten	0	0.0%	2.4%	3.7%	0	0.0%	2.4%	3.7%
Kindergarten	0	0.0%	7.1%	6.7%	0	0.0%	7.1%	6.7%
Grade 1	0	0.0%	7.3%	7.1%				







Texas Education Agency
 2020-21 Staff Information (TAPR)
 TARRANT CO J J A E P (220916007) - HURST-EULESS-BEDFORD ISD - TARRANT COUNTY

Staff Information	----- Campus -----		District	State
	Count/Average	Percent		
Number of Students per Teacher	-	n/a	15.8	14.5

Staff Information	Campus	District	State
Leadership:			
Average Years Experience of Principals	-	6.8	6.4
Average Years Experience of Principals with District	-	6.4	5.5
Average Years Experience of Assistant Principals	-	6.2	5.5
Average Years Experience of Assistant Principals with District	-	5.4	4.8
Average Years Experience of Teachers:			
Average Years Experience of Teachers	-	12.4	11.2
Average Years Experience of Teachers with District	-	11.7	10.7
Average Teacher Salary by Years of Experience (regular duties only):			
Beginning Teachers	-	\$55,400	\$50,849
1-5 Years Experience	-	\$59,832	\$53,288
6-10 Years Experience	-	\$62,682	\$56,282
11-20 Years Experience	-	\$65,256	\$59,900
21-30 Years Experience	-	\$70,275	\$64,637
Over 30 Years Experience	-	\$82,249	\$69,974
Average Actual Salaries	12.81	258.91	268.91

T64.62

